



हेमचंद यादव विश्वविद्यालय, दुर्ग (छ.ग.)

(पूर्व नाम- दुर्ग विश्वविद्यालय, दुर्ग)

रायपुर नाका दुर्ग (छ.ग.).491001

ई मेल : registrar@durguniversity.ac.in

वेब साइट : www.durguniversity.ac.in

दूरभाष : 0788-2359100

क्र. Q/प्रवेश/2020

दुर्ग, दिनांक 31.07.2020

// अधिसूचना //

हेमचंद यादव विश्वविद्यालय, दुर्ग से संबद्ध समस्त महाविद्यालयों में शैक्षणिक सत्र 2020-21 में स्नातक स्तर के प्रथम वर्ष में छात्र-छात्राओं के ऑनलाईन पद्धति से प्रवेश फार्म भरने की तिथियां निम्नानुसार निर्धारित की जाती है:-

क्र.	विवरण	निर्धारित तिथियां
01	स्नातक प्रथम वर्ष हेतु पंजीयन की तिथि	01.08.2020 से 15.08.2020

छात्र/छात्राओं हेतु निर्देश:-

- छात्र/छात्राएं विश्वविद्यालय की वेबसाइट www.durguniversity.ac.in के Quick Links पर जाकर Online Admission 2020-21 पर Click कर अथवा <http://durg1.ucanapply.com> के माध्यम से स्नातक प्रथम वर्ष में प्रवेश हेतु ऑनलाईन प्रवेश आवेदन फार्म भर सकेंगे।
- छात्र/छात्राएं उपरोक्त लिंक के माध्यम से सर्वप्रथम रजिस्ट्रेशन करेंगे तत्पश्चात यूजर आई.डी. एवं पासवर्ड प्राप्त कर लेंगे जिसका उपयोग प्रवेश आवेदन फार्म, नामांकन फॉर्म, परीक्षा फार्म आदि भरने हेतु किया जा सकेगा।
- प्रवेश फार्म केवल ऑनलाईन पद्धति से भरे जायेंगे। किसी भी छात्र/छात्राओं को महाविद्यालय/विश्वविद्यालय आने की आवश्यकता नहीं है।
- छात्र/छात्राएं कोविड-19 के नियंत्रण एवं रोकथाम के लिए शासन द्वारा समय-समय पर जारी निर्देशों का पालन करते हुए ऑनलाईन पद्धति से प्रवेश हेतु आवेदन फार्म भरेंगे।
- प्रवेश फार्म ऑनलाईन पद्धति से भरने हेतु समस्त निर्देश संलग्न है, छात्र/छात्राएं इस निर्देश का भलिभांति अवलोकन करने के पश्चात ही प्रवेश फार्म भरें, जिससे उन्हें किसी भी तरह की परेशानियों का सामना न करना पड़े।
- छात्र/छात्राएं अब मोबाईल के माध्यम से भी प्रवेश आवेदन फार्म भर सकेंगे, इसके लिए उन्हें अपने अंतिम परीक्षा की अंकसूची (यदि प्राप्त नहीं हुई है तो इंटरनेट से प्राप्त की हुई प्रति) प्रमाणपत्र, फोटो, हस्ताक्षर आदि पहले से ही स्कैन करके रखना होगा जिससे अपलोड करते समय परेशानी न हो।
- प्रवेश आवेदन फार्म पूर्णतः नि:शुल्क है। परन्तु यदि छात्र/छात्राएं इंटरनेट कैफे या सी.एस.सी. सेंटर जाकर प्रवेश फार्म भरते हैं तो उन्हें उनकी फीस का भुगतान स्वयं करना होगा।
- ऑनलाईन प्रवेश आवेदन करने के पश्चात आवेदन की एक प्रति संबंधित महाविद्यालय एवं एक प्रति संबंधित छात्र/छात्रा के आई.डी. पर अपलोड हो जाएगी जिसे छात्र कभी भी डाउनलोड अथवा प्रिंट कर सकते हैं।
- प्रवेश आवेदन फार्म जमा करने के लिए किसी भी छात्र/छात्राओं को महाविद्यालय नहीं जाना होगा। महाविद्यालयों द्वारा निर्धारित सीट संख्या के आधार पर आवेदनों की मेरिट सूची तैयार कर प्रवेश की प्रक्रिया पूर्ण की जाएगी। सीट रिक्त होने पर प्रवेश हेतु पुनः आवेदन मंगाये जायेंगे।

- उक्त प्रवेश प्रक्रिया केवल स्नातक प्रथम वर्ष के लिए लागू है, स्नातकोत्तर प्रथम सेमेस्टर में प्रवेश हेतु ऑनलाईन आवेदन स्नातक अंतिम वर्ष की परीक्षाओं के परिणाम जारी होने के पश्चात प्रारंभ किए जायेंगे।

➤ यदि ऑनलाईन प्रवेश आवेदन फार्म भरते समय किसी प्रकार की समस्या आती है तो छात्र/छात्राएं विश्वविद्यालय के हेल्पलाईन नं. 9713387094/7225940167 पर फोन के माध्यम से अथवा onlinehelp@durguniversity.in पर ई-मेल कर समाधान प्राप्त कर सकते हैं।

महाविद्यालयों हेतु निर्देश:-

- सत्र 2020-21 में आपके महाविद्यालय हेतु विभिन्न कक्षाओं में प्रवेश हेतु ऑनलाईन पद्धति से आवेदन लिए जा सकेंगे।
- पर्याप्त संख्या में आवेदन पत्र की उपलब्धता पर महाविद्यालय अपने सूचना पटल एवं वेबसाइट दोनों पर मेरिट सूची जारी करें। मेरिट सूची जारी करने के 05 दिवस के भीतर प्रवेश देकर प्रवेशित सूची की जानकारी विश्वविद्यालय के पोर्टल पर अपलोड करना अनिवार्य होगा।
- विश्वविद्यालय के पोर्टल पर प्रवेशित सूची अपलोड करने के संबंध में विस्तृत निर्देश इस पत्र के साथ संलग्न किया जा रहा है, जिसके अनुसार ही प्रवेश की प्रक्रिया संपन्न करना सुनिश्चित करेंगे।
- छात्र/छात्राओं द्वारा विषय समूह/नाम/पिता/माता का नाम/जन्म तिथि आदि के चयन में हुई त्रुटियों का सुधार महाविद्यालय अपने लागइन पैनल के माध्यम से कर सकेगा। किसी भी छात्र/छात्रा को अनावश्यक विश्वविद्यालय न भेजा जाए। महाविद्यालय अपने स्तर पर विश्वविद्यालय से छात्रों को होने वाली समस्याओं के संबंध में जानकारी प्राप्त कर छात्रों को उनके समाधान के संबंध में जानकारी दे सकता है।
- महाविद्यालयों को यूजर आई.डी. एवं पासवर्ड पूर्व में प्रदान किया गया है, फिर भी यदि किसी महाविद्यालय के पास यह नहीं है तो वह विश्वविद्यालय के परीक्षा विभाग से संपर्क कर इसे प्राप्त कर सकता है।
- किसी भी स्थिति में ऑफलाईन प्रवेश आवेदन फार्म स्वीकार नहीं किए जायेंगे।

संलग्न:- निर्देशिका

आदेशानुसार


कुलसचिव

पृ.क. Q-1 / प्रवेश / 2020

दुर्ग, दिनांक 31.07.2020

प्रतिलिपि:-

1. माननीय राज्यपाल एवं कुलाधिपति महोदया के प्रमुख सचिव, छत्तीसगढ़।
2. सचिव, उच्च शिक्षा, छत्तीसगढ़ शासन, महानदी भवन, मंत्रालय, नवा रायपुर।
3. आयुक्त, उच्च शिक्षा संचालनालय, ब्लॉक-सी-30, द्वितीय/तृतीय तल, इन्द्रावती भवन, नवा रायपुर।
4. अधिष्ठाता छात्र कल्याण/वित्त अधिकारी/उ.कु.स. परीक्षा/अकादमिक/गोपनीय एवं संबंधित प्रवेश कार्य सहायक, हेमचंद्र यादव विश्वविद्यालय, दुर्ग।
5. प्राचार्य, संबंधित समस्त सम्बद्ध महाविद्यालय, हेमचंद्र यादव विश्वविद्यालय दुर्ग।
6. कुलपति के सचिव/कुलसचिव के निज सहायक, हेमचंद्र यादव विश्वविद्यालय दुर्ग।
7. संपादक, समस्त दैनिक समाचार पत्र/पत्रिकाएं दुर्ग/बेमेतरा/राजनांदगांव/कबीरधाम/बालोद को इस निवेदन के साथ कि कृपया अपने लोकप्रिय समाचार पत्रों के आगामी अंक में छात्रहित को ध्यान में रखते हुए समाचार के रूप में प्रकाशित करने का कष्ट करें।


कुलसचिव



Hemchand Yadav Vishwavidyalaya, Durg (C.G.)

हेमचंद यादव विश्वविद्यालय, दुर्ग (छत्ता)

Guidelines to fill up the Admission Form of UG of Hemchand Yadav Vishwavidyalaya, Durg (C.G.) Online Application (Academic session 2020-2021)

What all do you need to complete the Online application process for Hemchand Yadav Vishwavidyalaya, Durg (C.G.) Online Application?

As an applicant you would need the following:

1. An **E-mail ID** for registration and for receiving all future correspondence till the admission process is over and subsequently, if admitted.
2. A **Mobile Number** to receive **SMS** based notifications/communications related to the online application, Admit card, Admission etc till the admission process is over and subsequently, if admitted.
3. Access to facilities of computer with internet connectivity, B/W printer and scanner.
4. A recent passport sized **colour photograph** (for scanning and uploading in "jpeg/jpg/png/bmp/gif" format are allowed. File size of scanned photograph should not be more than 100KB).
5. Your **signature** using **Blue/Black** pen on white sheet (for scanning and uploading in "jpeg/jpg/png/bmp/gif" format only. File size of scanned photograph should not be more than 100KB).



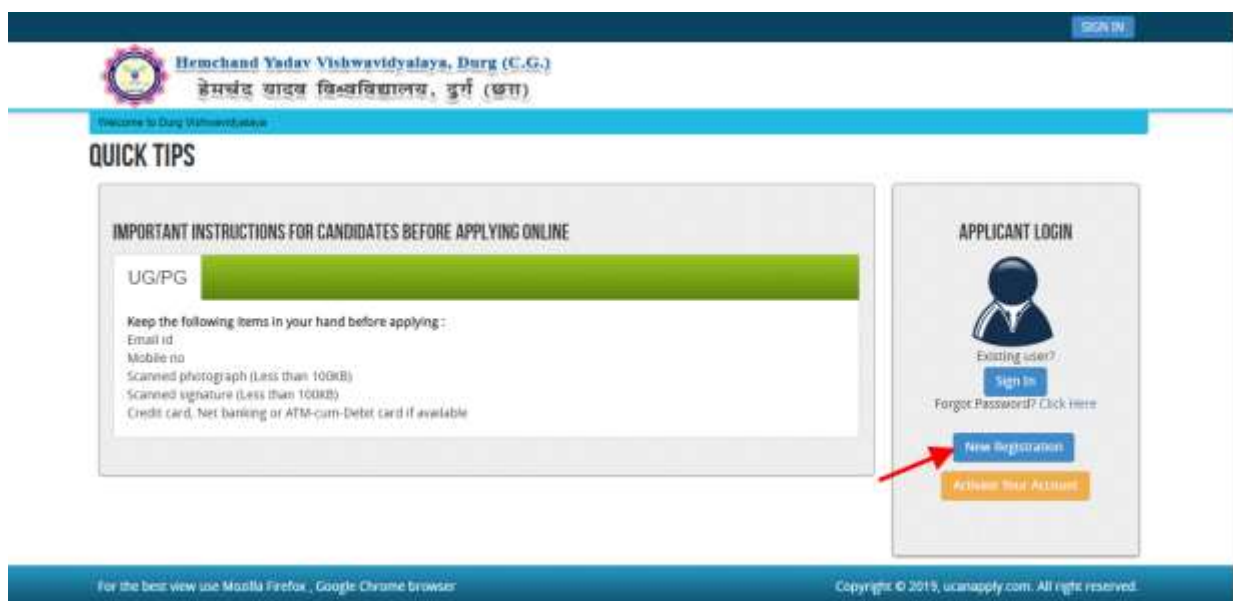
Steps to be followed for filling the online application:

Before proceeding to fill up the online application form, please ensure that you have the required details and scanned image files of your (i) recent passport size colour photograph and (ii) signature [as specified at Para 4 & 5 above], which will be needed at different stages of process. The entire process of filling online application form can be completed in six stages. The six stages are:

1. Registration on the Hemchand Yadav Vishwavidyalaya, Durg (C.G.) Application Portal (<https://durg1.ucanapply.com>) for online process
2. Select the course [check eligibility]
3. If you choose to apply for the selected course [do it after confirming your eligibility etc], application form will appear on the screen. Fill up the details in the application form which will have following sections:
 1. Applicant Details
 2. Upload scanned image file of your Photograph Signature
 3. Academic details
 4. Scan Document Upload (last year mark sheets)
4. Final Review of details entered in the Application Form and if they are corrected then 'Confirm' the submission. Else, edit the details before confirming submission.
5. application Submission
6. For subsequent applications (after the first course) process of filling up 'Applicant Details', 'uploading of Photograph and Signature' and 'Academic Details' will not be required. These details will be repeated automatically/copied for all subsequent applications after the first application.

How to complete Registration on the Hemchand Yadav Vishwavidyalaya, Durg (C.G.) Application Portal (<https://durg1.ucanapply.com>) for Online Process?

Step 1 : Please click on "New Registration" given on the home page of the Online Portal (<https://durg1.ucanapply.com>). Screenshot as bellow.



Step 2: On clicking the 'New Registration' Registration page will open. Fill all the mandatory details and click on **sign up** button. Screenshot as bellow.



Hemchand Yadav Vishwavidyalaya, Durg (C.G.)

हेमचंद यादव विश्वविद्यालय, दुर्ग (छत्ता)

REGISTRATION

Email ID:* ba@gmail.com
Please note that all communication related to your Application including link registration for activation etc. will be sent to this email id.

Password:*
Confirm Password:*
Your password length should be 8-20. (It must contains at least one letters, one numbers and one special character).

Name of Applicant:* Banti Kumar Soni

Date of Birth:* 07 September 1990

Sex:* MALE

Father's Name:* Bharat Soni
Don't add any salutation like Mr./Dr. etc. before the Name .

Mother's Name:* Deepa Soni
Don't add any salutation like Ms./Mrs./Dr. etc. before the Name .

Mobile No. of the Applicant:*

Captcha:*

Not readable? Change text.

Enter captcha world here : suplido

Sign up ← Click here

Already Registered? [Back to Login](#)

After clicking on 'Sign up' button the 'Registration Details' Popup will open, See and confirm the account for activation, Click on "Confirm" button. Screenshot as below.

REGISTRATION DETAILS

Email ID:* gmail.com

Name of Applicant:* Banti Kumar Soni

Date of Birth:* 07 / 09 / 1990

Sex:* MALE

Father's Name: Bharat Soni

Mother's Name: Deepa Soni

Mobile No. of the Applicant:*

Please check all your filled details carefully before confirming.

Confirm ← Click here **Change**

Enter captcha world here : suplido

After that click on 'Confirm' button, one Registration Success Message will appear, after that you will receive an **OTP, Username and Password** on your registered mobile number and you email ID,



Hemchand Yadav Vishwavidyalaya, Durg (C.G.)

हेमचंद यादव विश्वविद्यालय, दुर्ग (छत्ता)

REGISTRATION SUCCESS

Your registration for Durg Vishwavidyalaya Online Application Portal is accepted. You will receive one confirmation Email soon containing an activation link and Login Details .Open your email account and click on activation link given in Mail or at Login Page for completing the registration process and start online form fill up.

ऑनलाइन आवेदन पोर्टल दुर्ग के लिए आपका पंजीकरण स्वीकार किया जाता है। आपको शीघ्र ही सक्रियण लिंक और लॉगइन विवरण युक्त एक पुष्टिकरण ईमेल प्राप्त होगा। पंजीकरण प्रक्रिया को पूरा करने के लिए अपना ईमेल खाता खोलें और मेल में या लॉगिन पृष्ठ पर दिए गए सक्रियण लिंक पर क्लिक करें और ऑनलाइन फॉर्म भरें।

[Do check your SPAM Mail/ JUNK Mail folder just in case the email gets categorised as SPAM by your email service provider !]

Please follow the instructions in the email for proceeding further with your Durg Vishwavidyalaya Application Portal 2019-20 online application process..

You are requested to check your e-mail and SMS for OTP

[Back to Home page](#)

Click here

Mobile SMS



EMAIL



Barti Kumar <[redacted]@gmail.com>

Active your registration for Durg ONLINE APPLICATION - 2019-20

1 message

Admin <info@learningportal.co.in>
To: [redacted]@gmail.com

1 June 2019 at 13:05

Dear Barti,

Thank you for showing interest for admission into Durg Vishwavidyalaya for the academic session 2019-2020

The details as submitted by you during the process of registration is given below:

Name : Barti Kumar Sori

Email : [redacted]@gmail.com

Password : [redacted]

Your Activation Code : 901882

Your Activation Code

Click here

Important Instructions for activation of Registration on the Durg Vishwavidyalaya Application Portal

1. In order to proceed further it would be essential to activate your Durg Vishwavidyalaya Application Portal registration. [Click here to Verify/Activate](#)

2. For activating your registration and proceeding forward click the link below Durg Vishwavidyalaya

3. In case of difficulty please contact: info@learningportal.co.in

4. It is advised that you keep a printout of this mail for record for easy reference to your registered e-mail id.

Online Support Services

Durg Vishwavidyalaya

DURG Admission Portal 2019-2020



Hemchand Yadav Vishwavidyalaya, Durg (C.G.)

हेमचंद यादव विश्वविद्यालय, दुर्ग (छत्ता)

Now to Activate your account, an activation link mailed to your register E-mail id , Now click on “Click Here to Verify/Activate” on link available on your Email, Your account will activate.

OR

Go to the Login Page Click on “Activate your Account” Button screenshot as below.

For the best view use Mozilla Firefox , Google Chrome browser

Copyright © 2019, ucanapply.com. All rights reserved.

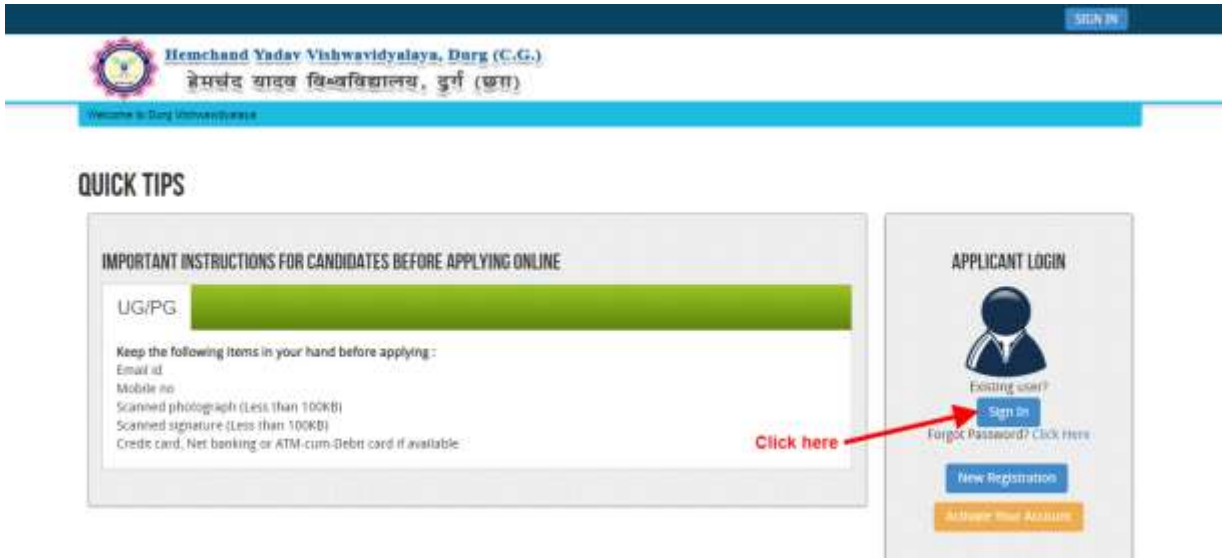
After Clicking on “Activate your Account” Button Activation Page will open, Enter your registered Email ID and Activation code, that has SMS on your Mobile Number and on your registered Email ID. And Click on “Submit” button.

Your activation code has been sent on your registered email id AND mobile number given at time of registration. SMS on your mobile may take some time to deliver based on your cellular service provider

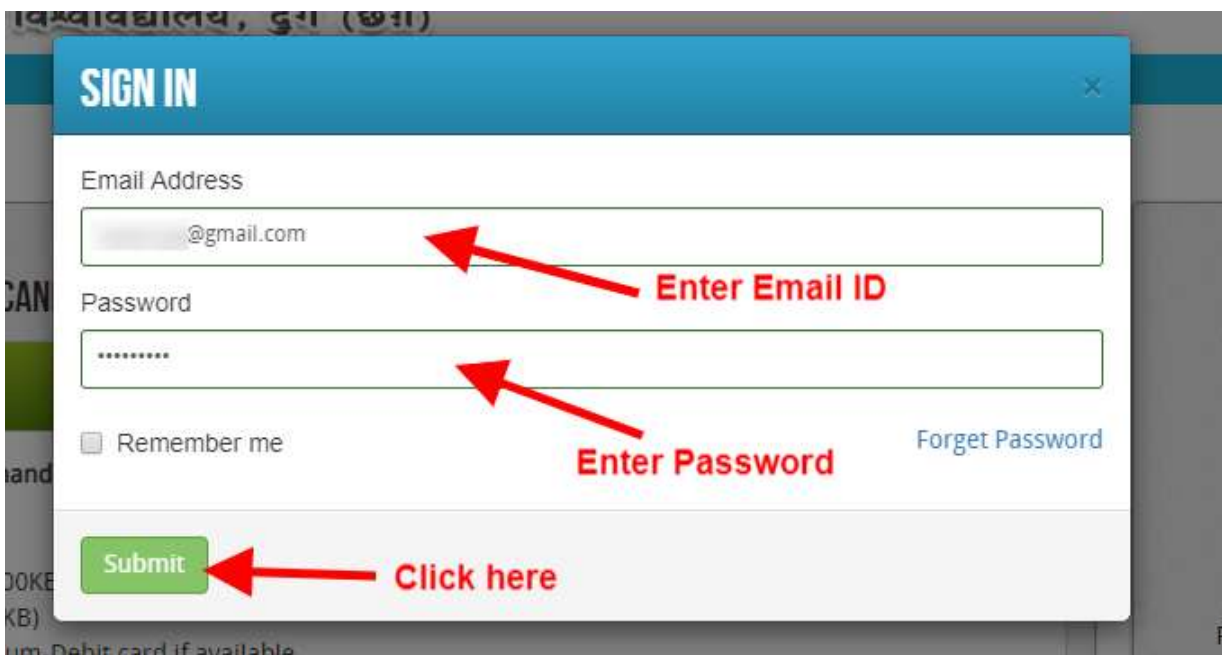
After Complete Activation Process One Popup will open for login, Click on “Login” Button as screenshot as below.

Hi! Banti, Your account has been activated. You can now login with your Email-id and Password.

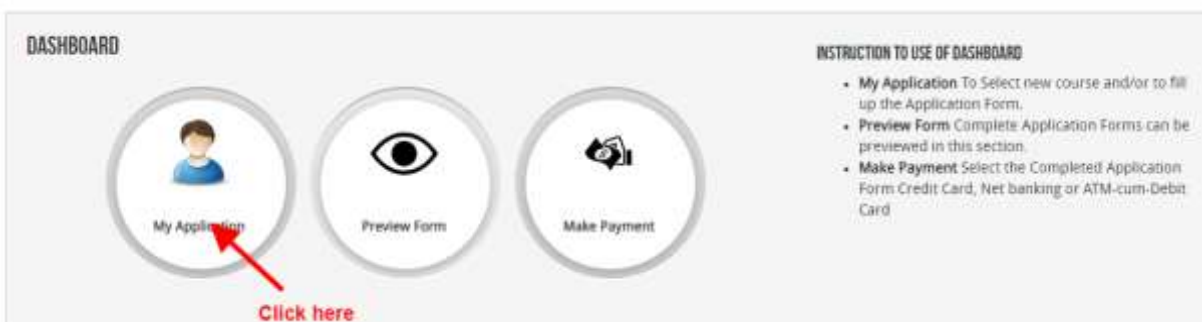
Now Click on Sign In Button as shown below.



After that One Login page will open, fill your registered Email ID and Password which filled at the time of Registration and click on “**Submit**” button.as shown bellow.



After Login the **Dashboard** page will open, Here click on **My Application** Tab as screenshot below.





After that, **My Application** Page will Open, here select the **Course Type, Your College Name and Your Course**, Now click on Proceed button, As shown below screenshot.

MY APPLICATION(S)

1. Status of Application(s)

Note: Application shall be treated as successfully submitted only when the Application Fee has been paid by the Applicant. After successful payment of fee Payment id will appear against the Course in the Payment Id Column.

Select Course:

Course Type: UG/PG

School/College:

Select your First Course: Bachelor of Arts

Proceed ← Click here

After that, the Eligibility Details popup will open, here select the check box and click on “**Add The Course**” button, Screenshot as below.

ELIGIBILITY DETAILS

I have read and confirmed above eligibility conditions

Add The Course ← Click here

Cancel

Now the **Application Info** Page will open, Now click on **Application Details** at the left bar Button, Screenshot as below.

APPLICATION INFO Back to My Application

Application Status

Application Details: ✓

Upload Photo And Signature: ✗

Academic Detail: ✗

Document Detail: ✗

Preview And Confirm: ✗

STATUS OF SUBMITTED APPLICATION(S)

APPLICANT DETAILS FOR BACHELOR OF ARTS

Stage	Description	Status
1	Applicant Details	✗ Incomplete
2	Upload Photo And Signature	✗ Incomplete
3	Academic Detail	✗ Incomplete
4	Document Detail	✗ Incomplete
5	Preview And Confirm	✗ Incomplete



Here the Application Info page will open, Fill all the mandatory Details and address, after that Click on “Save & Continue” button. The Screenshot as below.

APPLICATION INFO Back to My Application

Application Status

Applicant Details

Upload Photo And Signature

Academy Detail

Document Detail

Preview And Confirm

APPLICANT DETAILS FOR BACHELOR OF ARTS :

Candidate Name: Banti Kumar Soni

Father's Name: Bharat Soni

Mother's Name: Deepa Soni

Category: GENERAL (UR)

Physically Challenged: No

Date of Birth: 07 September 1990
28 years, 8 months, 25 days (as on 01-06-2019)

Gender: MALE

Nationality: Indian

PERMANENT ADDRESS

Building/House No.: 14/A East, Vaisali Nagar

Landmark: Pani Tanki

City/Town/Village: Bhalai

Post Office: Vaisali Nagar

District: Durg

State: Chhattisgarh

PIN: 490045

Father/Guardian Mobile No.:

LandLine Phone: Std code

CORRESPONDENCE ADDRESS SAME AS PERMANENT ADDRESS

Building/House No.: 14/A East, Vaisali Nagar

Landmark: Pani Tanki

City/Town/Village: Bhalai

Post Office: Vaisali Nagar

District: Durg

State: Chhattisgarh

Pin: 490045

Father/Guardian Mobile No.:

LandLine Phone: Std code

Email: @gmail.com

Mobile:

Save & Continue

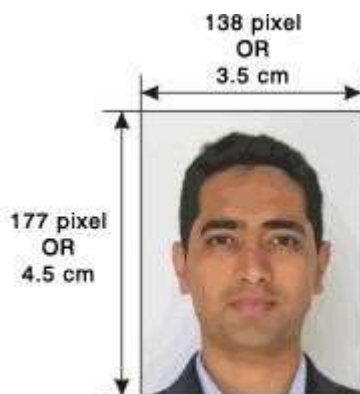


After filling Application Info you have to Upload scanned file of Photo and signature. The Process is as below.

Photo & Signature upload:

Step 1: To upload the image file of you scanned passport size colour photograph and signature, click the button 'Upload Photograph and Signature' button available on the left panel. On clicking, you will see the following screen:

(Your scanned passport photo should be within 3.5 x 4.5 cm in size, scanning resolution should be within 100 dpi & file size should be less than 100 KB.)



If you are facing any problem to upload your photo or rejected by the system then we are requested you to resize your photo as per the sample images shown here.

To Resize your scanned photo please follow the following steps:

1. Right click on the scanned photo file → Open with → Microsoft Office Picture Manager
2. Then look at the top menus, Click Picture → Resize
3. Now look at the right pannel, Select the radio button Custom width x height, And write width = 138px, height = 177px. Then Click OK to complete.
4. If you are not able to do this properly, then you can

try 'Crop' feature for the 'Picture' menu

5. The save the file.

Step 2: Choose the image file (jpeg format; photo should be within 4.5 x 3.5 cm in size, scanning resolution should be within 100 dpi & file size not more than 100 kb) of your scanned passport size photograph and signature and click the button 'Upload Photo' and 'Upload two Signature' button given below the Box. After you have successfully uploaded the photograph and signature, you will see the following page:



APPLICATION INFO Back to My Application

Application Status

Applicant Details

Upload Photo And Signature


Academic Detail

Document Detail

Preview And Confirm

PHOTO & SIGNATURE FOR BACHELOR OF ARTS :

UPLOADED PHOTO




Choose File No file chosen

(Passport size colour photo 4.5 cm x 3.5 cm)
Note: Uploaded image to be less than 100KB and only .jpeg, .jpg formats are allowed.

Upload Photo

UPLOADED SIGNATURE




Choose File No file chosen

Note: Uploaded Image to be less than 100KB and only .jpeg, .jpg formats are allowed.

Upload Signature

Note: Please upload clear Photo. Signature must be on white background using Black / Blue ink pen.
You can proceed forward only after uploading your photograph and signature.

[Click here](#)  [Save & Proceed](#)

After filling up application click the **'Save and Proceed'** Button given at the bottom you have filled up all the required fields of the **'Educational Information'**, here you add your passed educational details and Click on the **'Save'** button.

APPLICATION INFO

Application Status

Applicant Details

Upload Photo And Signature

Academic Detail

Document Detail

Preview And Confirm


ACADEMIC DETAILS FOR BACHELOR OF ARTS :

Note: [Click here to reload page](#)

Name of the Examination	Board / University and Roll	Year of Passing / Appearing	School Name/College	Div/ Grade	Marks Obtained	Total Marks	Marks %
10th std. *	Central Bc	2005	DPS	1ST	575	600	95.83 CGPA
	Roll No						
	123456						
(10+2) th std. *	Central Bc	2007	DPS	1ST	454	500	90.8
	Roll No						
	12354						

Note:

1. **Result Awaited** : Board / University and School / College Name are mandatory.
2. Candidates are instructed to read the eligibility clauses carefully from prospectus before applying to any course, **Durg Vishwavidyalaya** will not be responsible for errors made by candidates in such cases, and application fees paid in such cases will not be refunded.

[Save](#)  [Click here](#)

After filling up academic details Upload the Documents related to the Academic details and Click on **'Save & Continue'** button, the screenshot as below.



APPLICATION INFO Back to My Application

Application Status

Applicant Details ✓

Upload Photo And Signature ✓

Academic Detail ✓

Document Detail

Preview And Confirm ✗

STATUS OF SUBMITTED APPLICATION(S).

DOCUMENT DETAILS FOR BACHELOR OF ARTS : [REDACTED]

Document Uploaded Successfully

Note: Uploaded image should be less than 200KB (Scan to be done in 100dpi only). Only (jpeg, jpg, png, bmp, pdf) formats are allowed.
In Category (OBC, SC, ST), EWS and Physically Challenged (scan copy of related document ready for upload)


Name of the Document	Uploaded link	Upload	Type	Reference No.	
10th std. (Marksheet / Grade Card)	Click here to view the document Original 1	<input type="button" value="Choose File"/> No...n	Original ▾	1	<input type="button" value="Upload"/>
(10+2) th std. (Marksheet / Grade Card)	Click here to view the document Original 2	<input type="button" value="Choose File"/> No...n	Original ▾	2	<input type="button" value="Upload"/>


Note: You can proceed forward only after uploading all your documents as shown above, these documents are being asked in connection to the details entered by you in the Applicant details section.

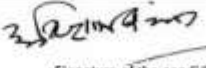
Click here →

Once the applicant completes filling up all the above mentioned stages of the Application Form, the complete Application Form will be opened. In case he/she wants to edit some details, he/she can do so by clicking the „Back” button. To confirm the details entered, the candidate has to check the box and click on the 'Confirm & Submit' button. **Once confirmed, it cannot be edited further.**



**DURG VISHWAVIDYALAYA**
Durg, Chhattisgarh
Durg, PIN - 491001
Application for Admission to Bachelor of Arts
Session: 2019-2020



Name of the Candidate:	BANTI KUMAR SONI					
Father's Name & Occupation:	Mr. BHARAT SONI					
Mother's Name & Occupation:	Mrs. DEEPA SONI					
1. Permanent Address:						
Street/Area:	14/a East, Vaisali Nagar, Pani Tanki,	District:	Durg			
Post Office:	Vaisali Nagar	State code:	Chhattisgarh			
PIN/ZIP code:	490045	Mobile No.:				
Land Phone:						
2. Address for Communication:						
Mobile No.:		E-mail:	@gmail.com			
3. Personal Information:						
Date of birth:	07/ September /1990.	Age of the Student (on 2019-06-01)	20 years, 8 months, 25 days			
Marital Status:		Gender:	Male			
Religion:		Employed:	No			
Category :	GENERAL (UR)	Belongs to Minority :	No			
Blood Group:	A+					
07. Educational Qualifications :						
Name of Examination	Name of Board/ University	Year of Passing	Division/Class	School Name/College	% of marks	CGPA
10th std.	Central Board of Secondary Education, Delhi	2005	1ST		95.83	
(10-2) th std.	Central Board of Secondary Education, Delhi	2007	1ST		90.8	
08. Widow/Ward of Ex Serviceman :	No					
09. State of Domicile:						
10. Kashmiri Migrant	No					
11. Belongs to Differently abled Category:	No					
12. Academic distinction/ Medal/ Prize						
13. Hostel accommodation needed :	No					
14. Approximate yearly family income (Rs.) :						
15. Locality :						
16. Exam Centre Preferences :						
I certify that the above statements are true. Undertake: a) The information given above is true and complete to the best of my knowledge and belief, and if any of it is to be incorrect at any stage, my admission shall be liable to be cancelled. b) To abide by the provisions of the Act, Statutes, Ordinances, Regulations and Rules of the University failing which the University may take appropriate action against me.						
		Date: _____	 Signature of the candidate			
N.B. 1. Bring all the original Marksheets/Grade Cards along with one copy print out of application form at the time of verification of documents as per notification. 2. Self attested copies of all Marksheets/Grade Cards must be attached along with the form. 3. Admission of a candidate will be cancelled if any of the statements is found incorrect. 4. All notices regarding admission will be available in the University website (www.fccu.ernet.in).						
Received one application from BANTI KUMAR SONI for admission into Bachelor of Arts on _____						
Signature of the deating Personnel						

I CONFIRM THE ABOVE

Check here → I CONFIRM THE ABOVE

Click here →

For the other subject system will go for **Applicant Form View** page. Here you can check all information which you have entered in your application process. If everything is ok then click the button **I CONFIRM THE ABOVE** & Click '**Confirm & Submit**' button.



**DURG VISHWAVIDYALAYA**
Durg, Chhattisgarh
Durg, PIN - 491001
Application for Admission to Bachelor of Arts
Session: 2019-2020



Name of the Candidate:	BANTI KUMAR SONI					
Father's Name & Occupation:	Mr. BHARAT SONI					
Mother's Name & Occupation:	Mrs. DEEPA SONI					
1. Permanent Address:						
Street/Area:	14/a East, Vaisali Nagar, Pani Tanki.	District:	Durg			
Post Office:	Vaisali Nagar	State code:	Chhattisgarh			
PIN/ZIP code:	490045	Mobile No:				
Land Phone:						
2. Address for Communication						
Mobile No.:		E-mail:	@gmail.com			
3. Personal Information:						
Date of birth:	07/ September /1990	Age of the Student (on 2019-06-01)	28 years, 6 months, 25 days			
Marital Status:		Gender:	Male			
Religion:		Employed:	No			
Category:	GENERAL (UR)	Belongs to Minority :	No			
Blood Group:	A+					
07. Educational Qualifications :						
Name of Examination	Name of Board/ University	Year of Passing	Division/Class	School Name/College	% of marks	CGPA
10th std	Central Board of Secondary Education, Delhi	2005	1ST		95.83	
(10+2) th std	Central Board of Secondary Education, Delhi	2007	1ST		96.8	
08. Widow/Ward of Ex Serviceman :	No					
09. State of Domicile :						
10. Kashmiri Migrant :	No					
11. Belongs to Differently abled Category:	No					
12. Academic distinction/ Medal/ Prize						
13. Hostel accommodation needed :	No					
14. Approximate yearly family income (Rs.) :						
15. Locality :						
16. Exam Centre Preferences :						
I certify that the above statements are true.						
1. Undertake:						
a) The information given above is true and complete to the best of my knowledge and belief, and if any of it is to be incorrect at any stage, my admission shall be liable to be cancelled.						
b) To abide by the provisions of the Act, Statutes, Ordinances, Regulations and Rules of the University failing which the University may take appropriate action against me.						
Date:		Signature of the candidate				
N.B.						
1. Bring all the original Marksheets/Grade Cards along with one copy print out of application form at the time of verification of documents as per notification.						
2. Self attested copies of all Marksheets/Grade Cards must be attached along with the form.						
3. Admission of a candidate will be cancelled if any of the statements is found incorrect.						
4. All notices regarding admission will be available in the University website (www.tezu.smat.in)						
Received one application from BANTI KUMAR SONI for admission into Bachelor of Arts on _____						
Signature of the dealing Personnel						

[Click here](#) 

After **Confirm & Submit** you can take the **Print** of the form and **Save** for future correspondence.

Online Support Services
Hemchand Yadav Vishwavidyalaya, Durg (C.G.)
Admission Portal